



**GREThA**

Groupe de Recherche en  
Économie Théorique et Appliquée

---

## **The Agro-Food Industry, Public Health and Environmental Protection: Investigating the Porter Hypothesis in Food Regulation**

***Eric Giraud-Héraud***

*INRA*

*and GREThA, UMR CNRS 5113, Université de Bordeaux*

*eric.giraud-heraud@u-bordeaux.fr*

*&*

***Jean-Pierre Ponsard***

*Ecole Polytechnique / Département d'Économie*

*Jean-Pierre.Ponsard@polytechnique.edu*

*&*

***Bernard Sinclair Desgagné***

*HEC Montréal, Canada*

*bernard.sinclair-desgagne@hec.ca*

*&*

***Louis-Georges Soler***

*INRA-UR1303 AliSS, Ivry sur Seine, France*

*Louis-Georges.Soler@ivry.inra.fr*

***Cahiers du GREThA***

***n° 2015-21***

***June***

---

**GREThA UMR CNRS 5113**

Université de Bordeaux

Avenue Léon Duguit - 33608 PESSAC - FRANCE

Tel : +33 (0)5.56.84.25.75 - Fax : +33 (0)5.56.84.86.47 - [www.gretha.fr](http://www.gretha.fr)

**Industrie agro-alimentaire, santé publique et protection environnementale:  
Analyse de l'hypothèse de Porter dans la réglementation de l'alimentation durable**

**Résumé**

*Les enjeux de l'Alimentation Durable ont incité les pouvoirs publics à agir par voie de réglementation et de mises en place de standards et de normes. Ces enjeux ont également conduit les entreprises à innover sur les caractéristiques des produits et les processus de production. Nous soutenons que l'hypothèse de Porter - qui affirme qu'une réglementation environnementale bien conçue pourrait être efficace pour la société ainsi que pour les entreprises ciblées- se retrouve souvent vérifiée dans ce contexte. Après avoir examiné les principes de fonctionnement de cette hypothèse et son application au cadre de l'Alimentation durable, nous fournissons une discussion plus approfondie des enjeux de nutrition et d'obésité. Alors que la littérature met généralement l'accent sur des imperfections organisationnelles et des défaillances du marché pour valider l'hypothèse de Porter, nous proposons à la lumière de cet exemple une justification basée sur le comportement des consommateurs.*

**Mots-clés** : Alimentation durable; Réglementation; Innovation; Comportement des consommateurs; Hypothèse de Porter.

**The Agro-Food Industry, Public Health and Environmental Protection:  
Investigating the Porter Hypothesis in Food Regulation**

**Abstract**

*Sustainable food concerns have pushed public authorities to act by means of regulations, standards and other devices, and businesses to innovate in their products and production processes. We argue that the Porter Hypothesis – which asserts that properly designed and implemented environmental regulation might be good for society as well as the targeted firms – might well be verified in this context. After reviewing and illustrating the working principles and main criticisms of this hypothesis, we provide a more in-depth discussion of nutritional issues. While the literature generally points to organizational imperfections and market failures to validate the Porter Hypothesis, we submit and model another rationale for the agro-food industry, a rationale that is based on consumer behavior.*

**Keywords:** Sustainable food; Regulation; Innovation; Consumer behavior; Porter Hypothesis.

**JEL:** L13, L51, Q55, Q58

Reference to this paper: GIRAUD-HERAUD Éric, PONSSARD Jean-Pierre, SINCLAIR DESGAGNÉ Bernard, SOLER Louis-Georges (2015) *The Agro-Food Industry, Public Health and Environmental Protection: Investigating the Porter Hypothesis in Food Regulation*, Cahiers du GREThA, n°2015-21.

<http://ideas.repec.org/p/grt/wpegrt/2015-21.html>.

## 1. Introduction

Initially proposed more than 20 years ago (Porter 1991; Porter and van der Linde 1995), the Porter Hypothesis asserts that well-conceived environmental regulation can be beneficial not only for society, but also for the targeted businesses. The underlying argument is that appropriate regulatory constraints will induce firms to innovate at various stages of their value chain (purchasing processes, production modes, product lines and distribution networks), which will end up making them more competitive.<sup>1</sup>

Right from the beginning, the Porter Hypothesis has faced strong criticism on the part of economists. While acknowledging its validity under some circumstances, Hannemann (2002) summarizes the most commonly held viewpoint in the literature that such “win-win” outcomes are rather accidental. As Palmer, Oates and Portney (1995) note, no one challenges the fact that there are cases in which regulations can have a positive impact on some companies’ profits. Making this a general rule rather than an exception, however, amounts to saying that firms systematically avoid to maximize long-term profits (through the under-exploitation of resources, poor allocation of production factors, undervaluing co-products, and so on). It would rather appear that well-managed firms in sufficiently competitive industries should spontaneously seek, find and implement profitable innovations without being pushed to do so by government (Oates et al., 1995).

Several researchers have now sought to estimate the possible linkage between more stringent environmental regulations, innovativeness and competitiveness (Jaffe and Palmer, 1997; Popp, 2006). As it turns out, empirical research does not systematically corroborate the idea that environmental regulations bring about innovations which more than compensate firms for the costs of compliance (Lanoie et al. 2011). In a recent paper, however, Huiban and Musolesi (2013) remark that measuring economic performance on the heels of green innovations is not uncontroversial. It seems important, in particular, to distinguish between (i) pollution abatement efforts by firms and (ii) R&D efforts more directly related to an innovation process. Indeed there is no guarantee that these two activities are complementary (the need to depollute could lead firms to engage in less R&D), while this is a key element in understanding the area of validity of the Porter hypothesis (a point made by Blanchard et al. 2013).

Whether there exists a virtuous process from regulation to innovation to firm profits is thus largely debatable. This remains, nevertheless, a major issue for many sectors that would have a hard time sacrificing company profits to comply with regulation.

The agro-food sector, the focus of this article, is particularly faced with the need to maintain productivity gains. Firms in this sector already respond to growing health and environmental requirements in multiple ways. Many examples can be found, for instance, in the various differentiation

---

<sup>1</sup> According to Porter and van der Linde (1995, p. 98 and 105): “Pollution is a manifestation of economic waste and involves unnecessary or incomplete utilization of resources. (...) Reducing pollution is often coincident with improving productivity with which resources are used. (...) Properly designed environmental regulation can trigger innovation that may partially or more than fully offset the costs of complying with them.”

strategies which are implemented in specific markets, through biological certification, short channels of marketing, nutritional and health claims, etc. However, regulation continues to be required to foster the evolution of production processes and of food supply in all market segments, not only in those which target consumers who are willing and able to pay for healthier or more environmentally-friendly products. Should regulations or any form of public intervention be viewed here as inhibiting innovation and competitiveness? Or, to the contrary, can regulations act as a catalyst for virtuous innovations that would not naturally occur because of behavioral rigidity on the part of businesses or consumers?

Theoretical works and empirical findings which support the Porter hypothesis involve two kinds of mechanism: (i) business routines and other organizational rigidities that public intervention renders obsolete, thereby inducing firms to review their products, processes and standard operating procedures; (ii) other market imperfections (in addition to externalities), caused by information asymmetry, coordination problems, etc. Section 2 below explains and illustrates these (now standard) arguments in the agro-food context.

We next submit a third mechanism. A key stylized fact, reported in Section 3, indicates that consumers often exhibit resistance and suspicion towards new food products. We claim that certain regulations can alleviate this phenomenon, thereby enhancing innovation throughout the agro-food sector. Section 4 develops a model which supports and clarifies this assertion. General conclusions and some avenues for future research are presented in Section 5.

## **2. Two common rationales - Organizational inefficiencies and multiple market failures**

Ambec and Barla (2007) and Ambec et al. (2013) provide exhaustive and accurate reviews of the debate surrounding the Porter hypothesis. They conclude that the hypothesis can only be valid in the presence of another source of inefficiency, in addition to the environmental externality. One such inefficiency could be that managers do not always maximize their firm's profits, particularly a risky context.<sup>2</sup> In this case, proper regulation will favor R&D activities which, while a priori profitable in the long term, seem too risky in the short run and would not, for this reason, be undertaken by risk averse managers. Another inefficiency could be charged on a specific competitive environment that deters innovation. In this case, regulations that foster competition (see, e.g., Aghion et al. 1997) or hinder it (see, e.g., D'Aspremont and Jacquemin 1988) could have beneficial effects. We shall now examine these rationales further, in the agro-food context.

---

<sup>2</sup> In this connection, see the debate surrounding agent behavior vis-à-vis risk initiated by Maurice Allais' (1958) seminal article.

## 2.1 Routines, communication costs, and labelling policies

The management literature provides compelling evidence that firms and their managers are subject to standard operating procedures and other production habits (see, e.g., Cyert and March 1992). Acknowledging this fact, Gabel and Sinclair-Desgagné (1998) argue that individuals and organizations tend to “routinize” certain tasks (viewed as elementary or less important) to better manage complexity.<sup>3</sup> Bringing current routine procedures into question, as new regulatory constraints can do, might then reveal opportunities that were typically overlooked; such opportunities, which often constitute “low-hanging fruits,” have been well documented.

Considering organizational inefficiencies, other economic models have emphasized communication problems that engender systematic errors and losses for firms (Sah and Stiglitz 1986 ; Radner 1992 ; Bolton and Dewatripont 1994). These studies suggest that regulatory requirements regarding the production of information could have a significant impact on a firm’s activities.

In the agro-food industry, asking firms to disclose the characteristics of their products is likely to make them revise the making and characteristics of those products, hence their ingrained habits and jargon.

Policies of this sort amount to informing consumers about what they are eating, via the sales denominator that defines a product (e.g., “Extra Raspberry Jam”), the product’s origin (e.g., “Made in France” or “*Appellation d’Origine Contrôlée Bordeaux*”), the respective name and quantity of the enclosed ingredients (sugar, salt, lipids, carbohydrates, etc.), additives and flavors (E150 coloring, E955 sweetener, etc.), the product’s net quantity, the use-by date for perishables or shelf-life date for canned goods, the directions for use, whether the product must be used or stored in a certain way (kept in a dry place, for instance), the identification of the manufacturer or the manufacturing lot number for traceability purposes, and so on. The list is long and increases from one year to the next given the consumers’ growing demands.

In Europe, the environmental labeling requirements envisioned by some countries (like France, since 2010 and the *Grenelle de l’Environnement*) focus on a product’s environmental performance (Vergez, 2012).<sup>4</sup> Some studies confirm indeed that European consumers are concerned about this non-verifiable aspect of an end product: according to Bonnet (2012) or the April 2010 TNS/Ethicity study, 74% of French citizens would like to have environmental information about the products they purchase. The effectiveness of these policies may seem unclear, however, particularly in times of economic hardship or

---

<sup>3</sup> This was put forward early on by the philosopher Alfred North Whitehead, in the following provocative statement: “It is a profoundly erroneous truism, repeated by all copy-books and by eminent people making speeches, that we should cultivate the habit of thinking of what we are doing. The precise opposite is the case. Civilization advances by extending the number of operations which we can perform without thinking about them.”

<sup>4</sup> <http://affichage-environnemental.afnor.org/>

if the environmentally-friendly product does not taste as good as the conventional one.<sup>5</sup> But if it is doubtful that in the long run consumers will adopt products that perform well in ecological terms, why should businesses invest in seeking to improve this performance considering all the challenges involved?<sup>6</sup> It seems, nevertheless, that certain upstream and downstream companies have begun to significantly invest in analyses of the life cycle of their products and are ready to coordinate their efforts with one another (in this regard, see “*Le Point*” by the French General Commissioner for Sustainable Development). This is the case, notably, for seed companies, which are actively seeking to quantify the environmental performance of agricultural production systems (like *Pioneer’s Sem’Expert*), and for some distribution companies (like *Casino*), which offer their suppliers ways to convey the environmental performance of their products.

All in all, feedback on the French experience published in the MEDDE (2013) report shows that, out of 163 selected companies (including more than 40% from the agro-food sector), no less than 90% of them fully persevered and 74% of these operations went as initially expected. Companies’ interest was also confirmed in ex-post surveys. These studies show that 73% of company managers feel that labeling is a significant source of competitiveness, because it ends up lowering costs through packaging reduction, savings on raw resources and energy, logistical optimization, etc.

## 2.2 Food Safety

Crises triggered by consumers’ health and safety concerns are recurrent in the agro-food sector: from the bovine spongiform encephalopathy (BSE) crisis in 1996 and 2000, the aphthous fever (hoof-and-mouth disease) one in 2001, the avian influenza one in 2005, the 2011 cucumber crisis, the GMO accusations in 2012, the 2013 “horsegate” scandal, and so on. Yet, there is a profusion of regulations on food safety. Starting with the *Codex Alimentarius*, dozens of international standards have been implemented at all levels of the value chain. Regulations based on a principle of responsibility set objectives to be met by professionals while leaving them some leeway on how to meet them (e.g., Maximum Residue Limits (MRL), the European Union’s “Hygiene Package” and the *Food Safety Modernization Act* in the United States). The produce traceability obligation now requires firms to identify all their suppliers and distributors, and to guarantee the possibility of retrieving any source of eventual fraud or food poisoning. All these requirements have led to the establishment of good-hygiene practices guides (e.g., FAMI-QS for animal feed safety) and a significant number of private standards, both in the processing segment (e.g., Danone’s *Quality, Safety and Environmental Charter*, and Nestlé’s *Quality Management System*, etc.) as well as in the large-scale food distribution one. In the latter case, GFSI standards (with regard to processed foods and, in particular, distributors’ brands) and

---

<sup>5</sup> To our knowledge, very few studies in experimental economics have examined this assertion. A notable exception is Bougherara and Combris (2009).

<sup>6</sup> The first difficulty relates to the nature of the criteria used for attesting environmental performance. How does one assess the carbon footprint or the impact on the water table and biodiversity (which are particularly difficult to measure) throughout the value chain? Next, improving product performance along these criteria often means amending the firm’s activities significantly.

GlobalGAP (for fresh produce) have been implemented just about everywhere, thanks to the creation of private standardization associations.

The empirical literature (see, in particular, Minten et al. 2009 and Maertens and Swinnen 2009) confirms the innovativeness of companies and their suppliers which initiated a standardization process. There are indeed many examples showing that the benefits of private standards to producers are higher than the additional costs. Moreover, suppliers are often found to be producers from southern hemisphere countries who, contrary to widespread opinion, have not been excluded from the market due to the inability to afford and fulfill private standards. This is confirmed, notably, by Henson et al. (2011), who focus on the production and export of fresh produce in 10 sub-Saharan African countries and study the determinant of GlobalGAP certification. This investigation reveals that farmers who adopted this certification ultimately get higher revenues than their neighbors, with a significant ROI. Similar facts are reported by Ouma (2010) and Asfaw et al. (2010) in Kenya, where standardization translated into stable commercial relations within value chains and greater export markets. Even though one may still qualify these findings (as Subervie and Vagneron 2013, for instance, do), it would be hard to argue that strengthening health and safety regulatory constraints in the agro-food area is systematically detrimental to business.

To understand the facts, as far as traceability is concerned, for instance, it is important to note that this requirement raises the importance of data exchanges between and among commercial partners at all stages throughout the supply chain. This has led firms to (i) strengthen selection criteria for raw materials (thereby fostering product innovation), and (ii) overcome the traditional power struggles between suppliers and distributors so as to promote production and logistics efficiency (enhancing organizational innovation). Giraud-Héraud et al. (2012) provide a theoretical analysis of this phenomenon, with an explanation for the creation of collective private standards in response to strengthened public policy.

### **3. A third rationale – Addressing consumers’ resistance**

As noted above, the current literature on the Porter Hypothesis centers on the firm’s internal operations or additional market imperfections that inhibit innovation and that proper regulation could alleviate. The latter section, however, brings out the consumer as a key player in the agro-food industry. Food customers are typically hypersensitive to information and tend to mistrust novelty. They exhibit irrational fears towards innovations, especially when there is extensive media coverage.<sup>7</sup> Competition can exacerbate this behavior, when product quality is not recognizable (i.e., when food is a credence good) or when people have complex and changing preferences. While it is generally accepted that

---

<sup>7</sup> This was the case in the 2011 Spanish cucumber crisis. This highly-publicized condemnation by German authorities of cucumber imports from Spain – a gesture that soon proved to be mistaken, as the problem stemmed from spouted seeds contaminated by verotoxin-producing *E. coli* strains – led to the collapse of vegetable consumption throughout Europe (Jourdan and Hobbis, 2013).

competition can be detrimental to innovations in the presence of large non-appropriable spillovers,<sup>8</sup> it is usually overlooked that competition can have a similar effect via the exploitation of consumers' biases. The rest of this paper will now develop this point (a more detailed presentation can be found in Réquillart and Soler 2014).

In the agro-food industry, innovations are particularly exposed to the absence of consumer receptiveness (Académie des technologies 2012). Certain radical innovations (such as the introduction of GMOs, food irradiation and nanotechnologies) have been rejected right away by a worried public. Consumers also feel an intrinsic tension between the hedonic, health and environmental attributes of food, which makes convincing them by appealing to environmental arguments or some possible long-term benefits a tricky exercise. The regulator's positive contribution may then lie in surmounting these hurdles.

To contribute to the reduction of chronic diseases and to curb obesity and excess weight in developed countries, for instance, public authorities have adopted policies on two fronts. The first one deals with increasing consumer awareness of the health impacts of certain dietary habits, in order to change consumer behavior and induce people to take into account the nutritional value of their food basket. Information campaigns and nutritional labeling are key instruments on this front. The second front tackles consumers' dietary environment via food-price related actions (nutritional taxes) or by engendering improvements in food quality so as to reduce the content of nutriment (salt, added sugar, unsaturated fats, etc.) viewed as harmful.

Whether they focus on consumer demand or on the supply of food products, these policies have so far had only modest effects in curbing the progression of obesity (Brambila-Macias et al. 2011; Traill et al. 2013). In the case of breakfast cereals, reduced sugar and fat content or increased fibers are not necessarily appreciated by consumers (OQALI, 2013). In the cheese sector, salt and fat levels are even viewed as indicators of hedonic quality (Saulais and Ruffieux 2012). One recent study shows that, while the implementation in the U.S. in 1994 of nutritional labeling requirements had a positive effect on the nutritional quality of products for which such improvements carried little commercial risk (like products with small market shares), it led to a degradation of the quality of products for which amelioration was commercially risky (Moorman et al. 2012).

As far as this article is concerned, we shall retain two main reasons for the slow adjustment of the food supply chain to nutritional issues.

The first one has to do with the costs of product reformulation. In processed meat products, for example, salt content affects water retention and therefore the product's final weight (He and McGregor 2010). Altering some ingredients can then turn out to be more costly. And changing recipes

---

<sup>8</sup> D'Aspremont and Jacquemin (1988) show that, in this case, firms would face a prisoner's dilemma, which explain the paucity of investment in R&D; regulations that protect innovations or that require the adoption of a new technology can then benefit all businesses (see also Ambec and Barla 2007).



entails significant prior R&D investment (Traill et al. 2012 ; Traill 2012). In the case of *Mars UK*, for instance, reducing the amount of saturated fats in chocolate bars has cost the company €10M.

Beyond the cost issue, one significant hurdle lies in how consumers perceive and trade off the health and the hedonic dimensions. The idea that consumers look for products with better nutritional values and would buy them if they had the necessary information and budget is preconceived at best. While in blind testing consumers cannot always taste the difference between products with varying degrees of fat or sugar, in real consumption situations product-related expectations stemming from labeling, brand names and related information can affect not only the subjective representation but also the sensorial perception of these products (Wansink et al. 2004; Vadiveloo et al. 2013). It is therefore unusual to be able to modify product characteristics to fulfill some health demands without at the same time facing rejection by certain consumers, the latter seeing the improvement in nutritional value as a degradation of the product's taste.

Public authorities and businesses in some countries have cooperated to get around these difficulties. In the United Kingdom, government agencies and industry representatives collaborate in setting objectives for product reformulation and encouraging business associations and firms to meet them. Consultations with stakeholders resulted in establishing targets for salt levels in 2006; these targets were revised and made stricter over the following years. By 2010, 75 organizations were committed to the goals, including some major distributors for their own brands. The upshot is rather positive: between 2007 and 2009, there was an average 5.3% reduction in salt levels. However, population-wide intake of salt went from 9.5 grams/d in 2000 to 8.6 grams/d in 2008, which still remains above the 6 grams/d target.

In France, within the framework of the *Programme National Nutrition Santé* (Hercberg et al. 2008), the undertaken challenge consisted in promoting "Nutritional Progress Commitment Charters," to be signed by businesses and public authorities, which aimed at improving the nutritional value of food products. Between 2008 and 2013, 30 agro-food companies and professional unions signed these charters (Sebillotte 2013). Although the initiatives that then followed led to consumption changes for eight food products, the variations in average energy intake remain modest: -11.4 kcal/day for men and -10.6 kcal/day for women (the average total caloric intake ranging from 1800 to 2200 kcal/day)(OQALI, 2012)<sup>9</sup>.

These experiences are revealing of the obstacles to be lifted in order to bend the evolution of all food products towards seeking higher nutritional values. Out the few niche markets harboring consumers concerned with and willing to pay for healthy food, economic incentives to improve the nutritional characteristics of food products are weak in most cases, because a sizeable portion of consumers associate higher nutritional value with poor hedonistic quality. No company would then pursue improvements only by itself, for fear of losing part of its market to competitors who did not alter their products. The challenge for public authorities is to enable inter-company coordination in improving the quality of all food products. We will now explore and articulate this point further by way of a model.

---

<sup>9</sup> For more details, see [www.oqali.fr](http://www.oqali.fr)

## 4. Modeling nutritional regulations

The literature on the possibilities of validating the Porter hypothesis presented at the beginning of this article is largely focused on the production side of things. These studies put the emphasis on difficulties in realizing innovations that would reduce production costs or would improve the company's internal organization. To our knowledge, there are few studies of the competitive context in relation to making these products appealing to consumers.<sup>10</sup> Nevertheless, several studies (Mohr, 2002; Greker, 2006) focus on the problem of inter-firm coordination and between a given industry's general interests and particular interests. In this case, the focus is on the effects of the prisoner's dilemma, such as found in André, Gonzalez and Porteiro (2009) and Constantatos and Herrmann (2011) who conduct theoretical analysis within the framework of models of product differentiation.

Regarding nutrition-related issues, successful innovations might not be implemented because of a 'lock-in' problem induced by the behavior of recalcitrant consumers. To determine to what extent a public intervention is needed to favor product innovations, we propose a simple model that illustrates this possibility of conflict between industrial competition (deleterious for nutritional values) and cooperation that fosters both corporate profits and the nutritional values resulting from their actions. This model is in the line of the model developed by André et al. (2009, pp. 191-192), in that we retain the idea that consumers are weakly attached to a company in relation to its extrinsic characteristics (by way of its brand name in a context of horizontal differentiation or by way of its location in a context of spatial differentiation) and, moreover, that they must make choices about the qualities of the products offered by companies. Nevertheless, in our model, consumers may devalue innovative products and have a lower willingness-to-pay for them (in comparison to conventional products).

Consider a market with two firms indexed by  $i=1,2$ . These firms are located at the extremities of a segment  $[0,1]$  upon which consumers are evenly distributed. Each firm  $i$  has the choice of sticking to conventional production ("Conv" strategy) with a constant marginal cost  $\bar{c}$ , or undertaking innovation ("Innov" strategy) with a constant marginal cost  $\underline{c}$ . In the first case, the company's product is perceived by all consumers as having a level of quality  $k_H$ . In the second case, the produced is not appreciated as much by some consumers: a proportion  $I$  of the public feels that the quality of the innovative product is similar to that one produced by conventional production (this public is referred to as *health-consumers*, for whom health issues are a priority and who do not necessarily assign less value to products of a lower sensorial quality) and a proportion  $(1- I)$  that feels the quality of the innovative product is inferior, at level  $k_L < k_H$  (this public is referred to as *taste-consumers*, for whom a product's hedonic, sensorial dimension is the priority).

Consumers individually decide to purchase a unit of a product from a firm  $i$  which they prefer. We note the product price from each firm  $i$  as  $p_i$  ( $i=1,2$ ). We denote  $k_i$  the perceived quality of firm  $i$ 's product, which can take one of two values ( $k_L$  or  $k_H$ ), depending on whether consumers are taste-consumers or health-consumers. Consumers located in  $y$  on  $[0,1]$  thus have the indirect utility  $U_1 = k_1 + \alpha_1 (1-y) - p_1$  if they purchase the product from firm 1 and  $U_2 = k_2 + \alpha_2 y - p_2$  if they purchase the product

---

<sup>10</sup> Some articles examine the possibility that regulations could put certain companies in a market leadership position by inducing R&D. Simpson and Bradford (1996) make this case in the context of international competition.

from firm 2.<sup>11</sup> Parameter  $\alpha_i$  represents an “attachment” consumers have for the extrinsic qualities of firm  $i$ 's product, and is associated with linear transportation costs in Hotelling-type models (1929). To simplify matters, we assume that they are identical, postulating that  $\alpha = \alpha_1 = \alpha_2$ .

#### 4.1 Illustration of the Porter Hypothesis (Competition with covered market)

The illustration of Porter Hypothesis is obtained when no consumers boycott the new product because if there is no other alternative on the market (for example when all consumers want to buy bread despite the fact that all the breads available on the market are processed with less salt). This context is represented by a covered market in all scenarios of competition between firms. This hypothesis is made in the papers mentioned above. It signifies that all consumers have a positive surplus in purchasing from one company or another in the market. Such is the case for consumers located close to either of these two firms. It is also the case for the remotest consumers situated in the center of the market. Within the framework of our model, this hypothesis must apply as much to health-consumers, who value the product at level  $k_H$ , as taste-consumers, who hold the product in lower esteem (at level  $k_L$ ). In contrast, there can be situations less typically considered in the literature (but which are particularly interesting to us as illustrations of our argument) in which consumers in the center of the market do not obtain a positive surplus when purchasing the product at the equilibrium price (they either decide not to purchase anything or turn to “an outside good,” as noted in Salop, 1979). This uncovered market concerns above all taste consumers who hold the product low esteem.

We consider a two-stage game. In stage 1, firms simultaneously choose the ‘Conv’ strategy or the ‘Innov’ strategy. At stage 2, firms compete with one another in terms of price. The game is resolved by backward induction. The resolution for stage 2 is provided in the Appendix for situations allowing for the existence of a price equilibrium between the two firms, knowing that it is possible to obtain equilibria for which the market is covered or, to the contrary, uncovered. The Appendix presents all these situations according to equilibrium type, noted as  $E_i$  ( $i = 1, \dots, 7$ ), giving the conditions of realization of such equilibria. Stage 2 of the game, can be easily represented by a normal-form game with only two possible firm strategy configurations (Conv or Innov).

The reference matrix given below (Figure 1) occurs within the framework of the hypothesis for which the market is always covered, whatever the strategy configurations adopted by companies at stage 1 of the game. To obtain the result, the level of the qualities perceived by consumers must be sufficiently high relative to unit production costs:  $k_H \geq \bar{c} + \frac{\alpha}{2}$  and  $k_L \geq \underline{c} + \frac{\alpha}{2}$ . Firm 1's profits are indicated by the value displayed in the upper-left corner of each square of the matrix displayed below, and those for Firm 2 in the lower-right corner:

<sup>11</sup> In these conditions, the higher the quality of the product offered by firm  $i$  is, the more consumers will tend to be “loyal” to the preferred firm. It should be noted that, in contrast to André et al. (op. cit.), we retain an additive indirect utility between brand effects and taste quality effects.

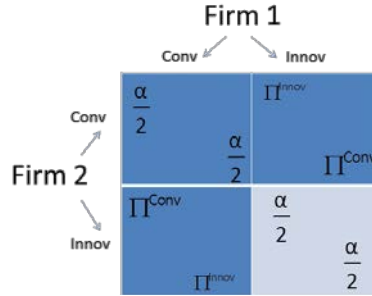


Figure 1: Equilibrium profits obtained for all strategy scenarios for the two firms in which the market is systematically covered.

As indicated in the Appendix, the Conv-Conv outcome entails an E1 equilibrium for which the market is covered. The Innov-Innov outcome entails an E3 equilibrium for which the market is covered. And the Innov-Conv (and by symmetry Conv-Innov) outcome entails an E5 equilibrium for which the market is covered.

The profits from the two dissymmetrical situations (Innov-Conv and Conv-Innov) are written as:

$$\left\{ \begin{aligned} \Pi^{Conv} &= \frac{1}{18\alpha} [3\alpha + (1-l)(k_H - k_L) - (\bar{c} - \underline{c})]^2 \\ \Pi^{Innov} &= \frac{1}{18\alpha} [3\alpha - (1-l)(k_H - k_L) + (\bar{c} - \underline{c})]^2 \end{aligned} \right.$$

As shown in Figure 1, the profits of companies obtained by simultaneously innovating are identical to the profits obtained in a status quo situation in which no one innovates ( $\frac{\alpha}{2}$ ). Yet, under no circumstances can this strategy emerge whenever  $(1-l)(k_H - k_L) > (\bar{c} - \underline{c})$ , which is the only condition for obtaining  $\Pi^{Innov} < \frac{\alpha}{2}$  or  $\Pi^{Conv} > \frac{\alpha}{2}$ . It is interesting to note in this regard that in the simplest case, in which  $\bar{c} = \underline{c}$ , this condition is always verified (since  $k_L < k_H$ ). Hence, even if the innovative product does not engender higher costs, the adoption of an innovation strategy by both forms cannot occur. We obtain in this way an illustration of the Porter hypothesis with a prisoner's dilemma situation in which the innovation strategy is a dominant strategy, while the Innov-Innov outcome (the one preferred by the regulator) is weakly Pareto dominant.<sup>12</sup> Therefore it follows that a nutritional policy that imposes a penalty  $T > \Pi^{Conv} - \frac{\alpha}{2}$  on any firm producing the conventional variant of the good can yield to a win-win situation. Under this condition the penalty T will be high enough to make Innov-Innov a Nash equilibrium of the regulated quality choice game.

<sup>12</sup> Although not explicitly taken into account in the model, a complete illustration of the Porter hypothesis assumes, to be sure, that the social cost implicit in the conventional strategy (cost for the health of the population) is sufficiently high to justify the search for the results of innovations.

## 4.2 Uncovered Market when both firms innovate

This simple illustration of the Porter hypothesis in the covered market context shows why public regulation should seek to encourage firms to innovate while guaranteeing their profits at least equal to those obtained in the absence of regulation.

We consider now the case in which the market gets uncovered when both firms innovate. Our goal is to determine to what extent a public intervention is required and discuss which policy may be the most efficient to favour product innovation. We will consider some of the policies mentioned in Section 3, either focused on the demand or on the supply sides. We will determine to what extent they might be substitutes or complements, and finally pay a particular attention to a ‘carrot-and-stick’ policy combining taxation and consumer information.

The new baseline matrix illustrates a more complicated starting point in which the market is not necessarily covered. Initially, consumers skepticism about or rejection of innovation can lead to a generalized loss of profits if both firms innovate simultaneously. To keep things simple, we settle for keeping precise parameter values making possible to guarantee price equilibrium at the games second stage,<sup>13</sup> and which efficiently illustrates this competition problem linked to public regulations unfolds. The new benchmark is the following,

		Firm 1	
		Conv	Innov
Firm 2	Conv	0.65	0.50
	Innov	0.82	0.28

**Figure 2:** Equilibrium profits obtained in an uncovered market in the case of simultaneous innovation. (Parameter values:  $\alpha = 1.3$ ;  $\bar{c} = \underline{c} = 0.05$ ;  $k_H = 1.2$ ;  $k_L = 0.25$ ;  $I = 0.5$ )

As indicated in the Appendix, the Conv-Conv outcome entails an E1 equilibrium for which the market is covered. The Innov-Innov outcome entails an E4 equilibrium for which the market is only uncovered for taste-consumers. And the Innov-Conv (and by symmetry Conv-Innov) outcome entails an E5 equilibrium for which the market is covered.

In the status quo outcome in which both firms maintain a conventional strategy (Conv-Conv outcome), the market is covered and consumers are distributed between the two firms who obtain identical profits (0.65). In contrast, if the two firms innovate simultaneously, there is an overall decrease in the number of consumers in the market. The fact that the market is uncovered leads to a collapse in profits at level 0.28: the Innov-Innov outcome is thus Pareto-dominated by the Conv-Conv outcome. Moreover, if a firm unilaterally innovates, it obtains an intermediate profit of 0.50 whereas its competitor who maintains a conventional strategy sees its profit increase relative to the status quo

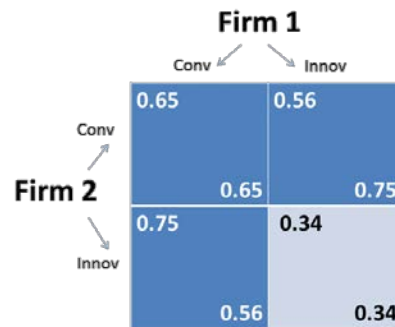
<sup>13</sup> The stage 2 resolution corresponds to resolution of the price competition in the production differentiation model considered above. However, our decision to remain with a linear transportation cost for consumers makes it impossible to completely resolve this game by pure strategy equilibria (absence of an equilibrium of this kind for certain parameter values). This hypothesis has, however, the advantage of a simple treatment of the covered-uncovered market alternatives that are of interest to us here.

( $0.82 > 0.65$ ). With the covered remaining in equilibrium, the conventional firm attracts the consumers disappointed with the innovative firm. It follows that the conventional strategy is the dominant one for each firm, which means that innovation cannot emerge in equilibrium under any circumstances.

We now show how it would be possible to modify the profits of the Figure 2 matrix with the help of public policies: (i) either by increasing consumer acceptance of innovations, or (ii) by reducing the profits obtained through the conventional strategy.

**Raising Consumer Awareness**

A first policy aims at increasing the number of health-consumers through information campaigns that highlight the benefits engendered by consuming products containing less fat, sugar and salt ('5-a-day' campaigns are a good example of such information campaigns). Their impact in our model is an increase of the parameter  $I$ . Obviously, this increase improves profits from innovation strategies in all the equilibria. This action on the part of public authorities leads to profit increases in the Innov-Innov outcome while re-equilibrating the Innov-Conv outcome.



**Figure 3:** Equilibrium profits obtaining by increasing the number of *health* consumers. (Parameter values:  $\alpha = 1.3$ ;  $\bar{c} = \underline{c} = 0.05$ ;  $k_H = 1.2$ ;  $k_L = 0.25$ ;  $I = 0.7$ )

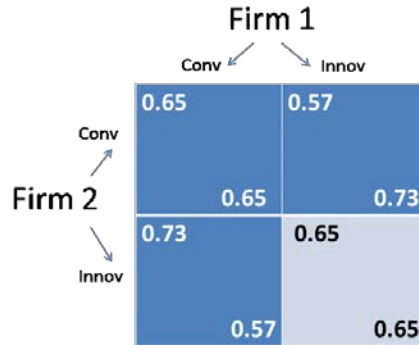
As indicated in the Appendix, the Conv-Conv outcome entails an E1 equilibrium for which the market is covered. The Innov-Innov outcome entails an E4 equilibrium for which the market is not covered for taste-consumers. And the Innov-Conv (and by symmetry Conv-Innov) outcome entails an E5 equilibrium for which the market is covered.

In Figure 3, the conventional outcome always remains in equilibrium for dominant strategies while being Pareto-dominant *vis-à-vis* the simultaneous innovation outcome. Our simulations show that the increase in  $I$  has two effects: the increase in the number of health-consumers increases market coverage in Innov-Innov one the hand, and the price increase tends to reduce this market coverage. This latter effect is initially dominant, which translates into a reduction of market coverage for weak increases in  $I$ . Subsequently, the first effect dominates, and for  $I = 1$ , the market is completely covered. It is only for the value  $I = 1$  that the Innov-Innov outcome emerges in equilibrium.

**Labeling Innovative Products**

Another solution consists in modifying the level of quality perceived by taste-consumers in cases of innovation, for example thanks to labels that highlight the benefits and risks associated with product consumption. The "traffic lights" policy used in the United Kingdom is an example of such a policy. This public policy consists in placing colored logos (red, yellow or green) as a function of nutritional value. Strictly speaking, this solution is not equivalent to the previous one to the extent that it is not a case of

raising consumer awareness of food-related health issues but of using product labeling to modify their appreciation of a reformulated product. Figure 4 below, in which there is an increase in quality  $k_L$ , shows that it is thus possible to return to a covered market state in cases of innovation that enables firms to reacquire the profits of the conventional situation.



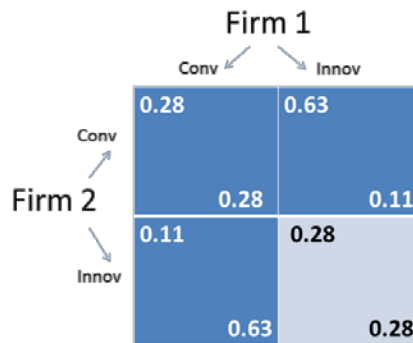
**Figure 4:** Equilibrium profits obtained with innovation labeling. (Parameter values:  $\alpha = 1.3$ ;  $\bar{c} = \underline{c} = 0.05$ ;  $k_H = 1.2$ ;  $k_L = 0.71$ ;  $l = 0.5$ )

As indicated in the Appendix, the Conv-Conv outcome entails an E1 equilibrium. The Innov-Innov outcome entails also an E1 equilibrium. And the Innov-Conv (and by symmetry Conv-Innov) outcome entails an E5 equilibrium. For all equilibria, the market is covered.

As such, actions taken by public authorities with regard to product labeling improve innovation-related profits. We can now find a value  $k_L < k_H$ , such that the Innov-Innov outcome yields the same profits as the initial situation. Once again, however, each firm obtains a higher profit when only the other firm innovates. As in the case of figure 1, we get a situation similar to the prisoner’s dilemma: the outcome (Innov-Innov) preferred by public authorities is no longer Pareto-dominated because the market is always covered (there is no loss of consumers when every firm does the same thing). However, the Conv solution is preferred by each firm when the other one innovates. Ultimately, the Innov-Innov outcome cannot be implemented because the Conv strategy remains the dominant one for each firm.

**Taxing Conventional Products**

Taxation is an oft-used tool to induce firms to change their behavior by making the conventional strategy less attractive. Firms pay for the tax in a linear fashion, which, for us, means via an increase of marginal production costs. In our case, we determine whether the tax is the wholly passed along to consumers in the Conv-Conv and Innov-Innov outcomes, which does not alter the equilibrium profits relative to baseline case 2:



**Figure 5:** Equilibrium profits obtained with the tax on the conventional product.

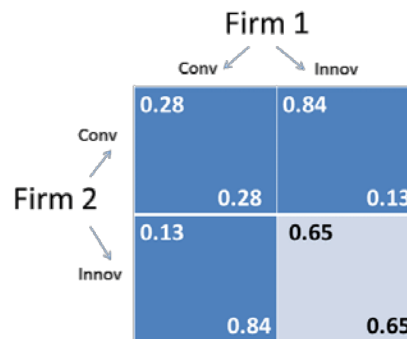
(Parameter values:  $\alpha = 1.3$ ;  $\underline{c} = 0.05$ ;  $\bar{c} = 1.58$ ;  $k_H = 1.2$ ;  $k_L = 0.25$ ;  $I = 0.5$ )

As indicated in the Appendix, the Conv-Conv outcome entails an E2 equilibrium for which the market is covered. The Innov-Innov outcome entails an E7 equilibrium for which the market is only uncovered for taste-consumers. And the Innov-Conv (and by symmetry Conv-Innov) outcome entails an E4 equilibrium for which the market is also only uncovered for taste-consumers.

Given that the tax does not apply to the Innov-Innov situation, the market remains uncovered in this situation for a  $k_L$  value identical to that found in Figure 2. However, the tax alters the Innov-Conv equilibrium by naturally favoring the firm that innovates, such that its profits are now higher than those obtained in the Innov-Innov outcome. It is interesting to note that the tax does not act as a threat here since it is not applied to the Innov-Innov equilibrium. In fact, it serves only to prevent a return to a Conv-Conv situation. In the final analysis, while the tax suffices to induce a simultaneous innovation strategy by the two firms, it is a dominant strategy equilibrium which is Pareto-dominated by the Conv-Conv found in the benchmark of Figure 2. To improve overall performance, the two instruments (i.e., taxation and innovative product labeling) must be combined.

**Labeling Innovative Products and Taxing Conventional Products**

We turn our attention now to a combination of government actions with regard to innovative product labeling and taxation. As shown above, certification improves market coverage and thus strengthens the Innov-Innov situation relative to the Conv-Conv situation. For its part, taxation has a detrimental effect on conventional strategies. By combining the two action levers, we obtain the following situation:



**Figure 6:** Equilibrium profits obtained by combining taxation and labeling. (Parameter values:  $\alpha = 1.3$ ;  $\underline{c} = 0.05$ ;  $\bar{c} = 1.58$ ;  $k_H = 1.2$ ;  $k_L = 0.71$ ;  $I = 0.5$ )

As indicated in the Appendix, the Conv-Conv outcome entails an E2 equilibrium for which the market is uncovered. The Innov-Innov outcome entails an E7-type equilibrium for which the market is only uncovered for taste-consumers. And the Innov-Conv (and by symmetry Conv-Innov) outcome entails an E3 equilibrium for which the market is covered.

In the final analysis, if we compare the Figure 2 situation to the Figure 6 situation, we can see that the combination of policies with regard to labeling reformulated products and taxing conventional products enables the emergence of the Innov-Innov outcome by maintaining the same profits for firms as are obtained in the equilibrium of Figure 2, with simultaneous choices of the conventional strategy.

Other ‘carrot-and-stick’ policies may ensure the promotion of the Innov solution while lowering the value attached to the conventional alternative. Note that it is important here to ensure two conditions:



(1) improving, relative to the initial situation, the Innov-Innov situation's profits while guaranteeing that the market is covered; and (2) reducing profits in cases where the conventional strategy is maintained.

## 5. Concluding remarks

The agro-food sector is facing several important environmental, health and nutritional issues, which will henceforth be associated with the food sustainability question and will require significant changes to production and consumption practices. For businesses, the steps to be taken could either engender significant additional costs likely to negatively impact their competitiveness or entail the development of innovations that might be poorly accepted by consumers.

In this context, the debate surrounding the Porter hypothesis is still quite relevant, as there are still conflicting viewpoints on the legitimacy and effectiveness of public intervention. Our objective in this article was to examine the main mechanisms that could support this hypothesis, in the context of the agro-food sector. In addition to the main arguments in the literature which stress the existence of organizational and market failures, we have emphasized the persistence of consumer habits and biases. The tension between the hedonic and health dimensions of food illustrates these features quite clearly. Based on several case studies and a theoretical model, we then sought to identify the innovation development conditions which could be introduced through public interventions.

Our model showed that, in the absence of public intervention, the industry will not undertake an innovation process leading to making food products with high nutritional value because of the existence of some recalcitrant consumers (even they are not that many). It is interesting to note that, in the 'uncovered market' case, a public policy must combine several policies to support product innovations, by ensuring the promotion of the new products while lowering the value attached to the conventional alternative. At equilibrium, all firms innovate and maintain their profit levels relative to the baseline situation.

This paper has addressed what seems to be a major feature of the agro-food sector – the acute sensitivity of consumers' perceptions. To be sure, a good grasp of the regulation-innovation interaction in this sector requires an in-depth understanding of consumer behavior. While there is a vast literature on cognitive biases in decision making (see Ariely 2008, among many others), only a few studies examine the consequences of these biases in food-related decisions. There is here significant room for theoretical, empirical and policy-oriented research.

## Acknowledgments

The initial idea of this paper was widely discussed with Jean-Pierre Huiban. This research is part of research program conducted in the following projects: OCAD, funded by the French ANR (ANR 11 ALID 002 03); and ERA-Net SUSFOOD SUSDIET (Grant agreement no. 291766), with the Daniel and Nina Carasso Foundation).

## References

- Académie des technologies (2012), "Alimentation, innovation et consommateurs", *Commission des biotechnologies*, Editions Le Manuscrit, Paris, Mai 2012.
- Aghion, P., Dewatripont, M., Rey, P., (1997), "Corporate Governance, Competition Policy and Industrial Policy", *European Economic Review*, 41, 797-805.
- Ambec, S., Barla, P., (2002), "A Theoretical Foundation of the Porter Hypothesis", *Economics Letters*, 75, 355-360.
- Ambec, S., Barla, P., (2007), "Survol des fondements théoriques de l'hypothèse de Porter", *L'Actualité économique*, vol. 83, n°3, 399-413.
- Ambec, S., Lanoie, P., (2008), "Does It Pay to Be Green? A Systematic Overview", *Academy of Management Perspectives* 22(4), 45-62.
- Ambec, S., Cohen, M., Elgie, S. Lanoie, P. (2013), "The Porter Hypothesis at 20: Can Environmental Regulation Enhance Innovation and Competitiveness? », *Review of Environmental Economics and Policy*, 7 (1): 2-22.
- André, F.J., González, P., Porteiro, N., (2009), "Strategic quality competition and the Porter hypothesis", *Journal of Environmental Economics and Management*, 57, 182–194.
- Ariely, D. (2008), "Predictably Irrational: The Hidden Forces That Shape Our Decisions", Harper Collins, New York.
- Asfaw S., Mithöfer D., Waibel H., (2010), "Agrifood supply chain, private-sector standards, and farmers' health: evidence from Kenya", *Agricultural Economics*, vol. 41, n° 3-4, 251–263.
- d'Aspremont, L.-A., Jacquemin, A. (1988), "Cooperative and noncooperative r & d in duopoly with spillovers", *American Economic Review*, 78(5):1133–1137,.
- Bansal, P., Bogner, W.C, (2002), "Deciding on ISO 14001: Economics, Institutions, and Context". *Long Range Planning*, 35, 269-290.
- Bikhchandany S., Hirshleifer D., and I. Welch (1992). "A theory of Fads, Fashion, Customs and Cultural Change as Informational Cascades". *The Journal of Political Economy*, 100:5, 992-1026.
- Blanchard, P., Huiban, J.-P., Musolesi, A., and Sevestre, P., (2013), "Where there is a will, there is a way? Assessing the impact of obstacles to innovation", *Industrial and Corporate Change*, 22 (3): 679-710.
- Bonnet, X., (2012), "L'affichage environnemental et les consommateurs : revue de littérature", Collection « Études et documents » du Service de l'Économie, de l'Évaluation et de l'Intégration du Développement Durable (SEEIDD) du Commissariat Général au Développement Durable (CGDD).
- Bolton, P., Dewatripont, M., (1994), "The Firm as a Communication Network", *Quarterly Journal of Economics* 109, 809-839.
- Bougherara, D. and P. Combris, (2009), "Eco-labelled food products: what are consumer paying for?", *European Review of Agricultural Economics* 36: 321-341.
- Brambila-Macias, J., Shankar, B., Capacci, S., Mazzocchi, M., Perez-Cueto, F., Verbeke, W., Traill, B., (2011), "Policy Interventions to Promote Healthy Eating: A Review of What Works, What Does Not, and What Is Promising", *Food & Nutrition Bulletin*, 32(4), 365-75.
- Commissariat Général au développement durable (2012), "Expérimentation de l'affichage environnemental sur les produits alimentaires, Premier retour d'expérience", n°125, Mai 2012. [www.Developpement-durable.gouv.fr](http://www.Developpement-durable.gouv.fr).
- Constantatos, C., Herrmann, M., (2011), "Market Inertia and the Introduction of Green Products: Can Strategic Effects Justify the Porter Hypothesis?", *Environmental Resource Economics*, 50: 267-284.
- Cyert, R., March, J. (1992), "A Behavioral Theory of the Firm, April 1992, Wiley-Blackwell, 268 p.

- Deliza, Rosires, Halliday, MacFie, JH., (1996). "The Generation of Sensory Expectation by External Cues and Its Effect on Sensory Perception and Hedonic Ratings: A Review", *Journal of Sensory Studies*, 11(2), 103-28.
- Gabel, H.L., Sinclair-Desgagné, B., (1998), "The Firm, its Routines, and the Environment", in *The International Yearbook of Environmental and Resource Economics 1998/1999: A Survey of Current Issues* (édité par H. Folmer and T. Tietenberg), Edward Elgar.
- Giraud-Héraud, E., Hammoudi, A., Hoffmann, R., Soler, L.-G., (2012), "Joint Private Safety Standards and Vertical Relationships in Food Retailing", *Journal of Economics & Management Strategy*, 21, 179–212.
- Greaker, M., (2006), "Spillovers in the development of new pollution abatement technology: a new look at the Porter-hypothesis", *Journal of Environmental Economics and Management*, 52, 411–420.
- Hanemann M., (2009), "The role of emissions trading in domestic climate change policy", *The Energy Journal*, 30 (2).
- He, F.J, MacGregor, G., (2008), "A Comprehensive Review on Salt and Health and Current Experience of Worldwide Salt Reduction Programmes", *Journal of human hypertension*, 23(6), 363-84.
- Henson S., Masakure O., Cranfield, J., (2011), "Do fresh produce exporters in Sub-Saharan Africa benefit from GlobalGap certification?", *World Development*, vol. 39, n° 3, 375-386.
- Herberg S., Chat-Yung S., Chauliac M. (2010), "The French National and Health Program: 2001-2006-2010", *International Journal of Public health*, April 2008, Volume 53, Issue 2, 68-77.
- Holmstrom, B., Milgrom, P., (1991), "Multi-Task Principal-Agent Analysis: Incentive Contract, Asset Ownership and Job Design," *Journal of Law, Economics and Organization* 7, 24-52.
- Hotelling H. (1929), "Stability in competition", *The Economic Journal*, 39, 41- 57.
- Huiban, J.P., Musolesi, A., (2012), "Augmenting the production function with knowledge capital to test the Porter hypothesis: the case of French food industries", *Working Paper ALISS 2012-08*, <http://www.paris.inra.fr/aliss>
- Jaffe, A.B., Palmer, K., (1997), "Environmental Regulation and Innovation: A Panel Data Study", *The Review of Economics and Statistics*, 79(4), 610-619.
- Jaffe, A.B., Peterson, S.R.; Portney, P.R., Stavins, R.N. (1995), "Environmental regulation and international competitiveness: what does the evidence tell us?", *Journal of Economic Literature*, 93, 12, 658-12, 663.
- Johnstone, N., Labonne, J., (2009), "Why Do Manufacturing Facilities Introduce Environmental Management Systems? Improving and/or Signaling Performance", *Ecological Economics*, 68, 719-730.
- Jourdan, C., Hobbis, S., (2013), "Tensions internationales autour d'un concombre tueur : Confiance et globalisation alimentaire", *Anthropologie et Sociétés*, 37, 2, 173-192.
- Lanoie, P., J. Laurent-Lucchetti, N. Johnstone, Ambec, S., (2011), "Environmental Policy, Innovation and Performance: New Insights on the Porter Hypothesis", *Journal of Economics and Management Strategy*, 20(3), 803-842.
- Mazzocchi, M., Traill, B., Shogren, J., (2009), "*Fat Economics*", Oxford University Press.
- MEDDE (2013), Ministère de l'Ecologie et du Développement Durable et de l'Energie, "Bilan de l'expérimentation nationale de l'affichage environnemental", septembre 2013, [www.developpement-durable.gouv.fr/Bilan-au-Parlement-de-l.html](http://www.developpement-durable.gouv.fr/Bilan-au-Parlement-de-l.html).
- Maertens M., Swinnen J. F., (2009), "Trade, standards and poverty: Evidence from Senegal", *World Development*, vol. 37, n° 1, 161-178.
- Minten B., Randrianarison L., Swinnen, J. F., (2009), "Global retail chains and poor farmers: Evidence from Madagascar", *World Development*, 37 (11), 1728-1741.
- Mohr, R.D., (2002), "Technical change, external economies, and the Porter hypothesis", *Journal of Environmental Economics and Management*, 43, 158–168.

- Moorman, C., Ferraro, R., Huber, J., (2012), "Unintended Nutrition Consequences: Firm Responses to the Nutrition Labeling and Education Act", *Marketing Science*, 31(5), 717-37.
- Morrow, D. Rondinely, D. (2002), "Adopting Corporate Environmental Management Systems: Motivations and Results of ISO 14001 and EMAS Certification", *European Management Journal* 20(2), 159-171.
- Nakamura, M., Takahashi, T., Vertinsky, I. (2001), "Why Japanese Firms Choose to Certify: A Study of Managerial Responses to Environmental Issues". *Journal of Environmental Economics and Management*, 42, 23-52.
- OQALI (2012), "Etude sur l'impact des chartes de progrès nutritionnel sur les apports en nutriments de la population française. Rapport « études transversales", <http://www.oqali.fr:Publications-Oqali/EtudesTranseversales>.
- OQALI (2013), "Etude des relations entre composition nutritionnelle, étiquetage et prix. Rapport « études transversales", <http://www.oqali.fr:Publications-Oqali/EtudesTranseversales>.
- Ouma S., (2010), "Global standards, local realities: Private agrifood governance and the restructuring of the Kenyan horticulture industry", *Economic Geography*, 86: 197–222.
- Palmer, K., Oates, W., Portney, P., (1995), "Tightening Environmental Standards : The Benefit-Cost or the No-Cost Paradigm", *Journal of Economic Perspectives*, 9, 119-131.
- Popp, D., (2006), "International innovation and diffusion of air pollution control technologies: the effect of NOx and SO2 regulation in the US, Japan, and Germany", *Journal of Environmental Economics and Management*, 51, 46-71.
- Porter, M. (1991), "America's Green Strategy", *Scientific American*, 264, 168.
- Porter, M., van der Linde, C. (1995), "Towards a New Conception of Environment-Competitiveness Relationship", *Journal of Economic Perspectives*, 9, 97-118.
- Radner, R., (1992), "Hierarchy: The Economics of Managing", *Journal of Economic Literature*, 30, 265-298.
- Réquillart V., Soler L.G., (2014), "Is the reduction of chronic diseases related to food consumption in the hands of the food industry?", *European Review of Agricultural Economics*, doi:10.1093/erae/jbu010
- Sah, R., Stiglitz, J., (1986), "The Architecture of Economic Systems: Hierarchies and Polyarchies", *American Economic Review*, 76, 716-727.
- Salop, S. (1979), "Monopolistic competition with outside goods", *The Bell Journal of Economics*, 10 (1), 141–156
- Saulais L., Ruffieux B. (2012), "A field experiment to design healthier foods: Consumer valuation of butter production processes", *Food Quality and Preference*, Volume 26, Issue 2, December 2012, Pages 178–187.
- Sebillotte C. (2013), "Efficiency of public-private co-regulation in the food sector: the French voluntary agreements for nutritional improvements", *Aliss Working Paper*, 2013-03, 30p.
- Simpson R. D. and Bradford R. L., (1996), "Taxing Variable Cost: Environmental regulation as Industrial Policy" *Journal of Environmental Economics and Management* vol. 30, pp. 282-300.
- Sinclair-Desgagné, B., Gabel, H. L. (1997), "Environmental Auditing in Management Systems and Public Policy", *Journal of Environmental Economics and Management*, 33, 331-346.
- Sinclair-Desgagné, B., (1999), "How to Restore Higher-Powered Incentives in Multi-Task Agencies", *Journal of Law, Economics, and Organization*, 15, 418-433.
- Sinclair-Desgagné, B., Gabel, H. L. (1998), "Environmental Auditing in Management Systems and Public Policy", *Journal of Environmental Economics and Management* 33, 331-346.
- Subervie, J. & Vagneron, I. (2013), "A drop of water in the Indian Ocean? The impact of GlobalGap Certification on lychee farmers in Madagascar", *World Development*, 50, 57–73.

- Thiagarajan D., Busch L., Frahm M. (2005), "The relationship of third party certification (TPC) to sanitary/phytosanitary (SPS) measures and the international agrifood trade. Case study: EUREPGAP. Washington, DC
- Traill, WB; M Mazzocchi; B Niedzwiedzka; Bhavani Shankar and J Wills. 2013. "The Eatwell Project: Recommendations for Healthy Eating Policy Interventions across Europe", *Nutrition Bulletin*, 38(3), 352-57.
- Traill, B., (2012), "Economic Perspectives on Nutrition Policy Evaluation", *Journal of Agricultural Economics*, 63(3), 505-27.
- Traill, B., Bech-Larsen, T., Gennaro, L., Koziol-Kozakowska, A., Kuhn, S., Wills, J., (2012), "Reformulation for Healthier Food: A Qualitative Assessment of Alternative Approaches", *2012 AAEE/EAAE Food Environment Symposium, May 30-31, Boston, MA*. Agricultural and Applied Economics Association.
- Vadiveloo, M., Morwitz, V., Chandon. P., (2013), "The Interplay of Health Claims and Taste Importance on Food Consumption and Self-Reported Satiety", *Appetite*, 71(0), 349-56.
- Vergez, A. (2012), "Vers un affichage environnemental sur les produits alimentaires, Études et documents du Service de l'Économie, de l'Évaluation et de l'Intégration du Développement Durable (SEEIDD) du Commissariat Général au Développement Durable (CGDD). <http://www.developpement-durable.gouv.fr/IMG/pdf/ED64.pdf>
- Wansink, B., van Ittersum, K., Painter, J., (2004), "How Diet and Health Labels Influence Taste and Satiety", *Journal of food science*, 69(9), 340-346.

## Appendix

### 1. Covered market condition

$U_1 > 0$  if and only if  $y < \bar{y}_1 = 1 - \frac{p_1 - k_1}{\alpha}$  and  $U_2 > 0$  if and only if  $y > \bar{y}_2 = \frac{p_2 - k_2}{\alpha}$

Moreover,  $U_1 > U_2$  if and only if  $y < \hat{y}(k_1, k_2) = \frac{p_2 - p_1 - k_2 + k_1 + \alpha}{2\alpha}$

The market is covered if and only if  $\bar{y}_2 \leq \hat{y}(k_1, k_2) \leq \bar{y}_1$ , that is to say:

$$p_1 + p_2 \leq \alpha + k_1 + k_2 \quad (C)$$

The market is covered whenever the offered qualities are sufficiently high relative to product selling price.

### 2. Case in which both firms adopt the Conv strategy

In this case, consumers unanimously feel that the quality offered by each firm is at level  $K_H$ .

#### 2.1 Equilibrium with a covered market

The demand for Firm 1's products is such that  $D_1 = \hat{y}(k_H, k_H)$  and the profit  $\Pi_1 = (p_1 - \bar{c})\hat{y}(k_H, k_H)$ .

The condition for first-order maximization of Firm 1's profits gives  $p_1 = \frac{1}{2}(p_2 + \bar{c} + \alpha)$ .

By symmetry, we obtain the equivalent condition for Firm 2, which gives the equilibrium price

$p_1^* = p_2^* = \bar{c} + \alpha$  and the market shares  $D_1^* = D_2^* = \frac{1}{2}$ . The covered market condition is thus equivalent to:

$$k_H \geq \bar{c} + \frac{\alpha}{2} \quad (C1)$$

**E1 equilibrium:** Firms choose a conventional strategy, and under condition (C1), there is a single equilibrium with a covered market such that  $p_1^* = p_2^* = \bar{c} + \alpha$ ,  $D_1^* = D_2^* = \frac{1}{2}$  and  $\Pi_1^* = \Pi_2^* = \frac{\alpha}{2}$ . In this equilibrium, profits do not depend on variable production costs.

## 2.2 Equilibrium with an uncovered market

The demand for Firm 1's products can now be written as  $D_1 = \bar{y}_1 = 1 - \frac{p_1 - k_H}{\alpha}$

The condition for first-order maximization of profit gives  $p_1 = \frac{1}{2}(k_H + \bar{c} + \alpha)$ .

By symmetry, we obtain the equivalent condition for Firm 2. The uncovered market condition is thus equivalent to:

$$k_H < \bar{c} \quad (C2)$$

Both firms obtain a strictly positive profit in equilibrium if and only if:

$$k_H > \bar{c} - \alpha \quad (C2)'$$

We can note that the conditions (C1) and (C2) are never compatible with one another.

**E2 equilibrium:** Firms choose a conventional strategy, and under conditions (C1) and (C2)', there is a single equilibrium with an uncovered market in which both firms make a strictly positive profit.

This equilibrium is such that  $p_1^* = p_2^* = \frac{1}{2}(k_H + \bar{c} + \alpha)$ ,  $D_1^* = D_2^* = \frac{\alpha + k_H - \bar{c}}{2\alpha}$  and

$$\Pi_1^* = \Pi_2^* = \frac{1}{4\alpha}(\alpha + k_H - \bar{c})^2.$$

## 3. Case in which both firms adopt an Innov strategy

In this case, only informed consumers feel that the quality offered by both firms is at level  $K_H$ . A proportion  $(1-l)$  of consumers feels that the quality is at level  $K_L$ .

### 3.1 Equilibrium with a covered market

The demand for firm 1's products is written as:

$$D_1 = l \hat{y}(k_H, k_H) + (1-l) \hat{y}(k_L, k_L) = \frac{p_2 - p_1 + \alpha}{2\sigma}$$

The equilibrium can thus be deduced from the first situation in the E1 equilibrium, but this time with a marginal production cost at level  $\underline{c}$ . The equilibrium prices are such that  $p_1^* = p_2^* = \underline{c} + \alpha$  and the market shares  $D_1^* = D_2^* = \frac{1}{2}$ . The covered market conditions for both consumer types is written as:

$$\begin{cases} p_1 + p_2 \leq \alpha + 2k_H \\ p_1 + p_2 \leq \alpha + 2k_L \end{cases} \Leftrightarrow k_L \geq \underline{c} + \frac{\alpha}{2} \quad (C3)$$

**E3 equilibrium:** Firms choose a conventional strategy, and under condition (C3), there is a single equilibrium with a covered market, such that:  $p_1^* = p_2^* = \underline{c} + \alpha$ ,  $D_1^* = D_2^* = \frac{1}{2}$  and  $\Pi_1^* = \Pi_2^* = \frac{\alpha}{2} - F$ . In this equilibrium, profits do not depend on variable production costs.

### 3.2 Equilibrium with an uncovered market for uninformed consumers

We now assume that for the proportion  $I$  of consumers, the market is covered whereas it is uncovered for the proportion  $(1-I)$  of consumers. In this hypothesis, the demand for Firm 1's products is written as:

$$D_1 = I \left( \frac{p_2 - p_1 + \alpha}{2\alpha} \right) + (1-I) \left( 1 - \frac{p_1 - k_L}{\alpha} \right)$$

The first-order profit maximization condition  $\Pi_1 = (p_1 - \underline{c})D_1 - F$  gives:

$$2(2-I)p_1 - Ip_2 = (2-I)[\underline{c} - Ik_L(\alpha + k_L)]$$

We thus obtain the symmetrical equilibrium:

$$p_1^* = p_2^* = \frac{1}{4-3I} [(2-I)(\underline{c} + \alpha) + 2(1-I)k_L]$$

The covered market condition for informed consumers gives:

$$2(4-3I)k_H - 4(1-I)k_L \geq 2\underline{c}(2-I) + \alpha I \quad (C4)$$

The uncovered market condition for uninformed consumers gives:

$$k_L < \underline{c} + \frac{\alpha I}{2(2-I)} \quad (C4)'$$

**E4 equilibrium:** Firms choose an innovation strategy, and under conditions (C4) and (c4)', there is a single equilibrium with an uncovered market, such that:

$$p_1^* = p_2^* = \frac{1}{4-3I} [(2-I)(\underline{c} + \alpha) + 2(1-I)k_L]$$

$$D_1^* = D_2^* = \frac{(2-I)}{2\alpha(4-3I)} [\alpha(2-I) + 2(1-I)(k_L - \underline{c})]$$

$$\Pi_1^* = \Pi_2^* = \frac{(2-I)}{2\alpha} \left[ \frac{\alpha(2-I) - 2(1-I)(k_L - \underline{c})}{(4-3I)} \right]^2 - F$$

In this equilibrium, the market is covered for informed consumers and uncovered for uninformed consumers.

## 4. Case in which only Firm 2 adopts an Innov strategy

In this case, all consumers feel that the quality offered by Firm 1 is at level  $k_H$  whereas only informed consumers feel that the quality offered by Firm 2 is at level  $k_H$ . A proportion  $(1-I)$  of consumers feel that the quality offered by Firm 2 is at level  $k_L$ .

### 4.2 Equilibrium with a covered market

In a covered market hypothesis, both informed and uninformed consumers decide to buy from one or the other of these two firms. We obtain a demand addressed to each firm:

$$\left| \begin{array}{l} D_1 = \frac{p_2 - p_1 + \alpha + (1-l)(k_H - k_L)}{2\alpha} \\ D_2 = 1 - D_1 \end{array} \right.$$

The first-order profit maximization condition  $\Pi_1 = (p_1 - \bar{c})D_1$  gives:

$$p_1 = \frac{1}{2}p_2 + \frac{1}{2}[\alpha + \bar{c} + (1-l)(k_H - k_L)]$$

The first-order profit maximization condition  $\Pi_2 = (p_2 - \underline{c})D_2$  gives:

$$p_2 = \frac{1}{2}p_1 + \frac{1}{2}[\alpha + \underline{c} + (1-l)(k_H - k_L)]$$

We thus obtain the equilibrium:

$$\left| \begin{array}{l} p_1^* = \frac{1}{3}[2\bar{c} + \underline{c} + 3\alpha + (1-l)(k_H - k_L)] \\ p_2^* = \frac{1}{3}[\bar{c} + 2\underline{c} + 3\alpha - (1-l)(k_H - k_L)] \end{array} \right.$$

The covered market condition for informed and uninformed consumers gives:

$$k_H + k_L \geq \alpha + \underline{c} + \bar{c} \quad (C5)$$

**E5 equilibrium:** Firm 1 chooses a conventional strategy and Firm 2 an innovation strategy. Under condition (C5), there is a single equilibrium with a covered market, such that:

$$\left| \begin{array}{l} p_1^* = \frac{1}{3}[2\bar{c} + \underline{c} + 3\alpha + (1-l)(k_H - k_L)] \\ p_2^* = \frac{1}{3}[\bar{c} + 2\underline{c} + 3\alpha - (1-l)(k_H - k_L)] \\ D_1^* = \frac{1}{6\alpha}[\underline{c} - \bar{c} + 3\alpha + (1-l)(k_H - k_L)] \\ D_2^* = \frac{1}{6\alpha}[\bar{c} - \underline{c} + 3\alpha - (1-l)(k_H - k_L)] \\ \Pi_1^* = \frac{1}{18\alpha}[\underline{c} - \bar{c} + 3\alpha + (1-l)(k_H - k_L)]^2 \\ \Pi_2^* = \frac{1}{18\alpha}[\bar{c} - \underline{c} + 3\alpha - (1-l)(k_H - k_L)]^2 - F \end{array} \right.$$

### 4.3 Equilibrium with an uncovered market for informed and uninformed consumers

In the uncovered market hypothesis for both kinds of consumer, we obtain a demand for both forms' products:

$$\left| \begin{array}{l} D_1 = 1 - \frac{p_1 - k_H}{\alpha} \\ D_2 = l(1 - \frac{p_2 - k_H}{\alpha}) + (1-l)(1 - \frac{p_2 - k_L}{\alpha}) \end{array} \right.$$

The first-order profit maximization condition  $\Pi_1 = (p_1 - \bar{c})D_1$  gives:

$$p_1 = \frac{1}{2}(\alpha + \bar{c} + k_H)$$

The first-order profit maximization condition  $\Pi_2 = (p_2 - \underline{c})D_2$  gives:



$$p_2 = \frac{1}{2}[\alpha + \underline{c} + lk_H + (1-l)k_L]$$

The uncovered market conditions are written as:

$$\begin{cases} \bar{y}_1(k_H) < \bar{y}_2(k_H) \\ \bar{y}_1(k_H) < \bar{y}_2(k_L) \end{cases} \Leftrightarrow p_1 + p_2 > \alpha + 2k_H$$

We obtain:

$$(3-l)k_H - (1-l)k_L < \underline{c} + \bar{c} \quad (C6)$$

**E6 equilibrium:** Firm 1 chooses a conventional strategy and Firm 2 an innovation strategy. Under condition (C6), there is a single uncovered market equilibrium, such that:

$$\begin{cases} p_1^* = \frac{1}{2}(\bar{c} + \alpha + k_H) \\ p_2^* = \frac{1}{2}[\underline{c} + \alpha + lk_H + (1-l)k_L] \\ D_1^* = \frac{1}{2\alpha}(\alpha - \bar{c} + k_H) \\ D_2^* = \frac{1}{2\alpha}[\alpha - \underline{c} + lk_H + (1-l)k_L] \\ \Pi_1^* = \frac{1}{4\alpha}[\alpha - \bar{c} + k_H]^2 \\ \Pi_2^* = \frac{1}{4\alpha}[\alpha - \underline{c} + lk_H + (1-l)k_L]^2 - F \end{cases}$$

#### Incompatibility of constraints (C5) and (C6)

We can easily show that (C5) and (C6) are incompatible with one another if and only if:

$$k_L < \frac{(2-l)(\underline{c} + \bar{c}) + \alpha(3-l)}{2(2-l)} \quad (C7)$$

#### 4.3 Equilibrium with an uncovered market only for uninformed consumers

In the uncovered market hypothesis for uninformed consumers, we obtain the demand for both firms' products:

$$\begin{cases} D_1 = l\left(\frac{p_2 - p_1 + \alpha}{2\alpha}\right) + (1-l)\left(1 - \frac{p_1 - k_H}{\alpha}\right) \\ D_2 = l\left(1 - \frac{p_2 - p_1 + \alpha}{2\alpha}\right) + (1-l)\left(1 - \frac{p_2 - k_L}{\alpha}\right) \end{cases}$$

The first-order profit maximization condition  $\Pi_1 = (p_1 - \bar{c})D_1$  gives:

$$2(2-l)p_1 = lp_2 + (2-l)(\alpha + \bar{c}) + 2(1-l)k_H$$

The first-order profit maximization condition  $\Pi_2 = (p_2 - \underline{c})D_2$  gives:

$$2(2-l)p_2 = lp_1 + (2-l)(\alpha + \underline{c}) + 2(1-l)k_L$$

We thus obtain the equilibrium:

$$p_1^* = \frac{l(2-l)(\alpha + \underline{c}) + 2(2-l)^2(\alpha + \bar{c}) + 2l(1-l)k_L + 4(1-l)(2-l)k_H}{(4-l)(4-3l)}$$

$$p_2^* = \frac{l(2-l)(\alpha + \bar{c}) + 2(2-l)^2(\alpha + \underline{c}) + 2l(1-l)k_H + 4(1-l)(2-l)k_L}{(4-l)(4-3l)}$$

The market coverage condition for uninformed consumers is written as:

$$p_1^* + p_2^* \leq \alpha + 2k_H \quad (C7)$$

which is equivalent to:

$$(6-5l)k_H - 2(1-l)k_L > \alpha l + (2-l)(\underline{c} + \bar{c}) \quad (C7)$$

The uncovered market condition for uninformed consumers is written as:

$$p_1^* + p_2^* > \alpha + k_H + k_L \quad (C7)'$$

which is equivalent to:

$$\alpha l > (k_H + k_L - \underline{c} - \bar{c})(2-l) \quad (C7)'$$

**E7 equilibrium:** Firm 1 choose the convention strategy and firm 2 to the innovation strategy. Under conditions (C7) and (C7)', there is a single uncovered market equilibrium for uninformed consumers, such that:

$$p_1^* = \frac{l(2-l)(\alpha + \underline{c}) + 2(2-l)^2(\alpha + \bar{c}) + 2l(1-l)k_L + 4(1-l)(2-l)k_H}{(4-l)(4-3l)}$$

$$p_2^* = \frac{l(2-l)(\alpha + \bar{c}) + 2(2-l)^2(\alpha + \underline{c}) + 2l(1-l)k_H + 4(1-l)(2-l)k_L}{(4-l)(4-3l)}$$

$$D_1 = l\left(\frac{p_2 - p_1 + \alpha}{2\alpha}\right) + (1-l)\left(1 - \frac{p_1 - k_H}{\alpha}\right)$$

$$D_2 = l\left(1 - \frac{p_2 - p_1 + \alpha}{2\alpha}\right) + (1-l)\left(1 - \frac{p_2 - k_L}{\alpha}\right)$$

---

## ***Cahiers du GREThA*** ***Working papers of GREThA***

---

### **GREThA UMR CNRS 5113**

Université de Bordeaux  
Avenue Léon Duguit  
33608 PESSAC - FRANCE  
Tel : +33 (0)5.56.84.25.75  
Fax : +33 (0)5.56.84.86.47

<http://gretha.u-bordeaux.fr/>

---

### **Cahiers du GREThA (derniers numéros – last issues)**

- 2015-08 : CLEMENT Matthieu, BONNEFOND Céline, *Does social class affect nutrition knowledge and food preferences among Chinese urban adults?*
- 2015-09 : LEVASSEUR Pierre, *Causal effects of socioeconomic status on central adiposity: Evidence using panel data from urban Mexico*
- 2015-10 : BERGE Laurent, *Network proximity in the geography of research collaboration*
- 2015-11 : MAVEYRAUD Samuel, *The international contagion of short-run interest rates during the Great Depression*
- 2015-12 : ROUGIER Eric, *“The parts and the whole”: Unbundling and re-bundling institutional systems and their effect on economic development*
- 2015-13 : BEDU Nicolas, VANDERSTOCKEN Alexis, *L’impact des subventions régionales à la R&D: le cas des PME aquitaines*
- 2015-14 : URSU Eugen, PEREAU Jean-Christophe, *Application des processus périodiques auto-regressifs à la modélisation des débits de la Garonne*
- 2015-15 : LE HERON Edwin, MAROUANE Amine, *Une histoire de la modélisation post keynésienne Stock-Flux Cohérente contemporaine*
- 2015-16 : KAMDEM Edwige, *Incertitude et politique monétaire dans la zone CEMAC*
- 2015-17 : BLANCHETON Bertrand, *Towards a tacit low-degree independence central banking model ?*
- 2015-18 : BECUWE Stéphane, BLANCHETON Bertrand, MEISSNER Christopher, *France’s international insertion strategy in globalization in long run perspective 1836-1938*
- 2015-19 : MALFAIT Jean-Jacques, MARTIN Jean-Christophe, *Identification d’une filière économique liée à l’utilisation d’une ressource naturelle renouvelable : l’exemple de la filière bois en France et en Aquitaine*
- 2015-20 : GIRAUD-HERAUD Éric, PONSSARD Jean-Pierre, SINCLAIR DESGAGNÉ Bernard, SOLER Louis-Georges, *Relative willingness to pay and surplus comparison mechanism in experimental auctions*